



# Handling & Removal Instructions

5.7 m<sup>2</sup> Solar Module Packing Crate

ENN Solar Energy co., Ltd

---

# Table of Contents

1.Handling of Packaging . . . . .	1
2.Removal of Packaging . . . . .	2
(1)Packing Crate Preparation . . . . .	2
(2)Tools Preparation . . . . .	3
(3)Removal of Packaging . . . . .	3
3.Disposal of Packaging . . . . .	4

---

## 1. Handling of Packaging

Use forklift with 5 tons load or more (lifter arm longer than 1.8m could handle from the side of packaging) to handle the packaging.

⚠ Notes:

(1) Use binding band, etc. to fix the packing crate onto the forklift during handling, or the packing crate may get tilting or fall down.

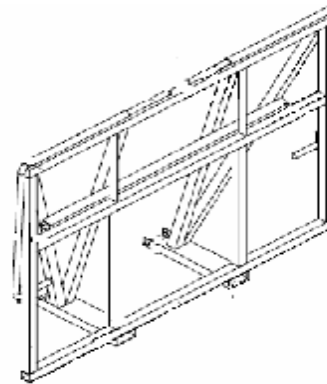
(2) Crane is not suggested for handling.



Suggest using a handling stand to combine with the forklift of 5 tons load.



Handling with Forklift



Handling Stand

---

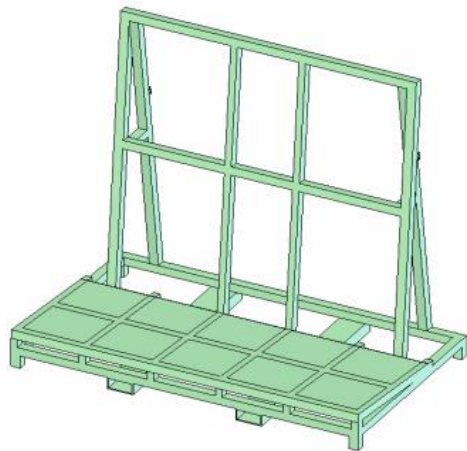
## 2. Removal of Packaging

### (1) Packing Crate Preparation

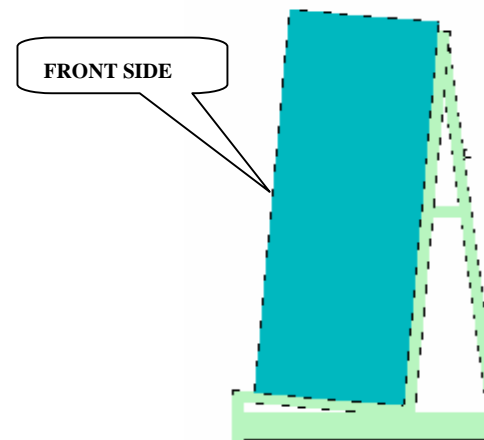
Put the packing crate onto an “L”-Stand, while FRONT SIDE of the solar module towards outside.

 Danger:

Directly remove the modules from packaging without any fixing is forbidden, because this will directly cause the modules to fall down and break, which may injure people.



“L”-Stand



FRONT SIDE towards Outside

## (2) Tools Preparation

Electric Hand Drill, Cross Screwdriver Head

 Notes:

- ① Wear safety glasses to avoid injury of eyes caused by broken nails.
- ② Gloves may be entwined into the electric hand drill and cause injury.
- ③ Nails may prick people.



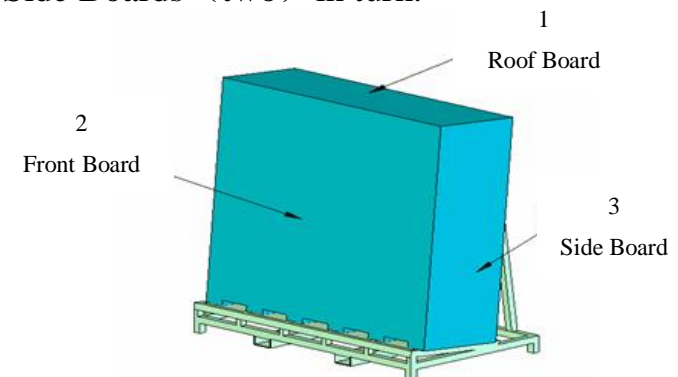
Electric Hand Drill



Screwdriver Head

## (3) Removal of Packaging

Use electric hand drill to remove ①Roof Board, ②Front Board, ③Side Boards (two) in turn.





Danger:

Any other tools (e.g.: crowbar) except electric hand drill are forbidden, or else it may easily cause module break or people injury.

### 3. Disposal of Packaging

The packing boards must be disposed by qualified units.



Notes:

Broken nail or board may cause injury.

Comments:

1. For module break or people injury caused by operation methods other than this instruction prescribed or suggested, our company do not take direct or indirect legal responsibility.
2. If unable to get expected effect by using operation method mentioned in this instruction, please contact ENN Solar Energy Co., Ltd before taking other measures.
3. The final interpretation right of this instruction belongs to ENN Solar Energy Co., Ltd.